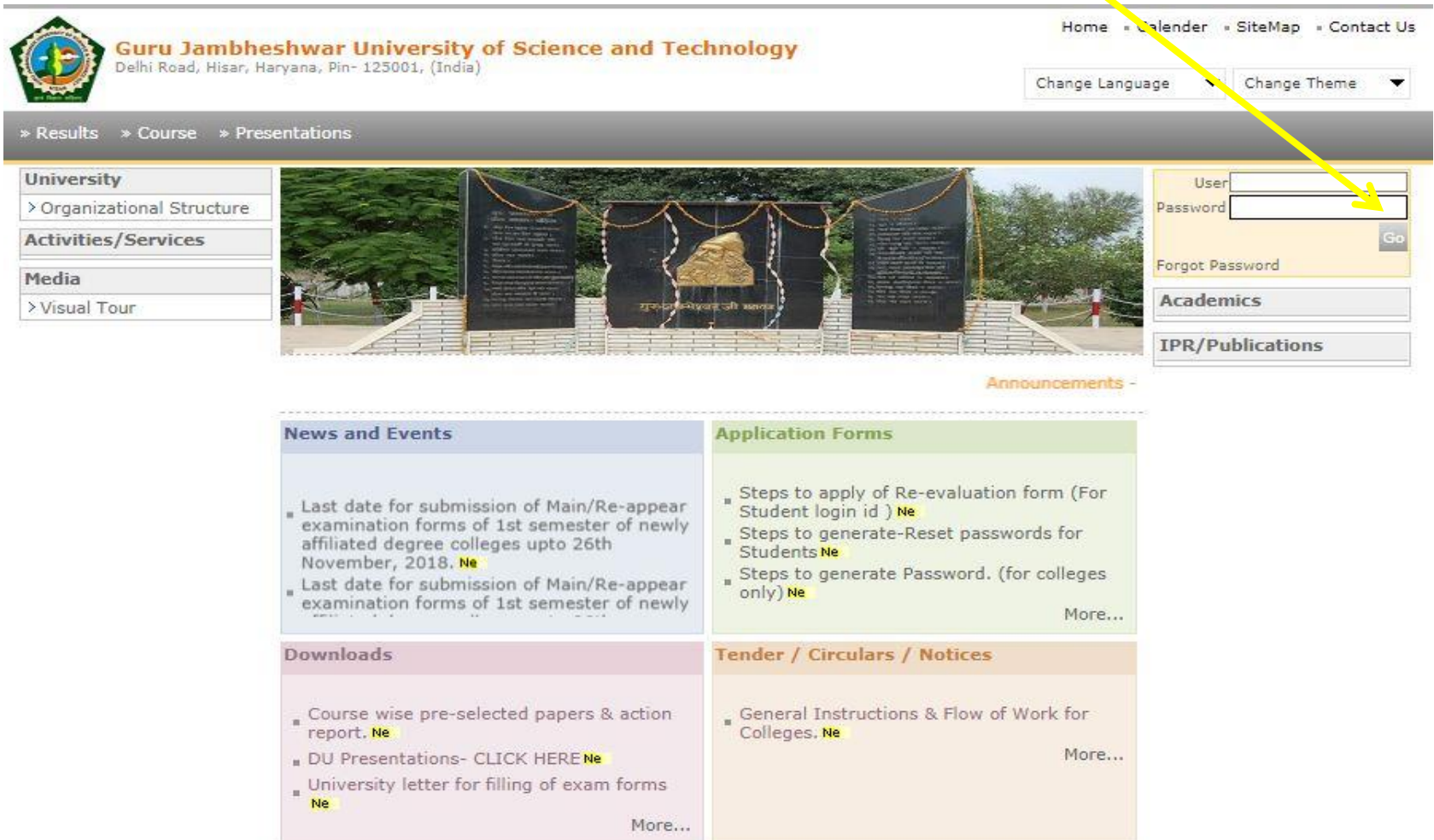




Step-by-Step Guide for Students to apply for Re-evaluation of Answer-Scripts

- Powered by [HKCL](#)

1. Visit gjust.digitaluniveristy.ac
2. Enter User ID & Password.
3. Click “Go”



Guru Jambheshwar University of Science and Technology
Delhi Road, Hisar, Haryana, Pin- 125001, (India)

Home • Calendar • SiteMap • Contact Us

Change Language | Change Theme

» Results » Course » Presentations

University
> Organizational Structure

Activities/Services

Media
> Visual Tour

User
Password

Forgot Password

Academics

IPR/Publications

Announcements -

News and Events

- Last date for submission of Main/Re-appear examination forms of 1st semester of newly affiliated degree colleges upto 26th November, 2018. [Ne](#)
- Last date for submission of Main/Re-appear examination forms of 1st semester of newly affiliated degree colleges upto 26th November, 2018. [Ne](#)

Application Forms

- Steps to apply of Re-evaluation form (For Student login id) [Ne](#)
- Steps to generate-Reset passwords for Students [Ne](#)
- Steps to generate Password. (for colleges only) [Ne](#)

[More...](#)

Downloads

- Course wise pre-selected papers & action report. [Ne](#)
- DU Presentations- [CLICK HERE](#) [Ne](#)
- University letter for filling of exam forms [Ne](#)

[More...](#)

Tender / Circulars / Notices

- General Instructions & Flow of Work for Colleges. [Ne](#)

[More...](#)

4. Click keyword “R” from e-Suvidha Services Tab.

The screenshot displays the e-Suvidha Services interface. At the top left is the logo of Guru Jambheshwar University of Science and Technology, Delhi Road, Hisar, Haryana, Pin-125001, (India). The top right shows the user name ROHIT SINGH - BHADUR SINGH, user ID D1BAR0002032, and PRN 183027380152, along with a search icon and a settings dropdown. Below the header is a navigation bar with the text "e-Suvidha Services:" followed by a grid of letters from A to Z. A yellow arrow points to the letter 'R'. Below the navigation bar are social media icons for Facebook, LinkedIn, and Twitter. On the left side, there is a red sidebar with five menu items: Open Education Resource, Open Learning, Open Courseware, Aptitude Tests, and Career for You, each with a star icon. Below the sidebar is a green "News Ticker" button. The main content area shows "Results (4)" and "Keyword (R)". A list of search results is displayed, with a yellow arrow pointing to the first item: "Revaluation : (Application for Revaluation)". Other items in the list include "Edit profile - Profile correction request : (Add Profile Correction Request)", "Edit profile - View Request Status : (View Request Status)", and "Results : (Examination Results)".

5. Select **Revaluation (Application for Revaluation)**



e-Services

A B C D E F G H I J K L M N O P Q R S T U V W X Y Z



Open Education Resource

Open Learning

Open Courseware

Aptitude Tests

Career for You

News Ticker

List of Application(s)

Please click on NEW APPLICATION button to apply.

New Application

6. Click "New Application"

7. Carefully check Course Name, Pattern and then the given details :
Exam Event, Course Year, Course Semester



- Open Education Resource
- Open Learning
- Open Courseware
- Apptitude Tests
- Career for You

News Ticker

Application for Revaluation

Click on Apply link.

Course : LL.B. (Prof.) 3Yr - Regular - 80-20 Pattern

Sr.No.	Exam Event	Course Year	Course Semester	Apply
1.	Dec - 2018	First Year	Sem I	Apply

Back

8. Click **“Apply”**

Application for Reevaluation

for (Dec - 2018) - FACULTY OF LAW - LL.B. (Prof) 3Yr - Regular - 80-20 Pattern - No Branch - First Year - Sem I

9. Carefully check Application Details.

Please take note of the following details of Application for Reevaluation:

Application Details

Start Date	:	10/07/2019
End Date	:	24/07/2019
End Date With Late Fees	:	08/08/2019
Last Date For Payment and Document Submission	:	08/08/2019
Minimum Paper(s)	:	1

10. Select your answer.

Aadhar Card Details

Do you have Aadhaar Card: Yes No

11. As per your need for improvement, select the checkboxes corresponding to paper code & paper name.

(Note: You can choose Minimum 1 and Maximum 5 Paper Components)

You have to choose Minimum 1 Paper Component(s) & Maximum 5 Paper Component(s).

Sr. No.	Paper Code	Paper Name	Teaching Learning Method	Assesment Method	Assesment Type	Marks Obtained	Max Marks	Min Marks	Status	Select All
1.	LLB-101	Law of Crimes (Indian Penal Code)-I	Lectures	Theory	EA	58	80	36	P.E.C	<input type="checkbox"/>
2.	LLB-102	Law of Contract-I	Lectures	Theory	EA	30	80	36	F.N.C	<input checked="" type="checkbox"/>
3.	LLB-103	Family Law-I	Lectures	Theory	EA	49	80	36	P.E.C	<input type="checkbox"/>
4.	LLB-104	Constitutional Law of India-I	Lectures	Theory	EA	10	80	36	F.N.C	<input checked="" type="checkbox"/>
5.	LLB-105	Law of Torts Including MV Accident and Consumer Protection Laws	Lectures	Theory	EA	42	80	36	P.E.C	<input type="checkbox"/>

12. Carefully check all the answered and selected fields.

Select Document(s)

You have to choose atleast 1 No. of Documents.

Aadhaar Card

13. Click "Proceed To Confirm Application".

Back Proceed To Confirm Application

14. Verify the complete application information details.

The screenshot displays a web interface for an application revaluation process. On the left, there is a navigation menu with social media icons (Facebook, LinkedIn, Twitter) and a red sidebar containing links for 'Open Education Resource', 'Open Learning', 'Open Courseware', 'Aptitude Tests', and 'Career for You'. Below this is a green 'News Ticker' section.

The main content area is titled 'Application for Revaluation' and specifies the exam details: 'for (Dec - 2018) - FACULTY OF LAW - LL.B. (Prof.) 3Yr - Regular - 80-20 Pattern - No Branch - First Year - Sem I'.

A section titled 'You have applied for the following Paper Componets(s)' contains a table with the following data:

Sr. No.	Paper Code	Paper Name	Teaching Learning Method	Assessment Method	Assessment Type
1.	LLB-102	Law of Contract-I	Lectures	Theory	EA
2.	LLB-104	Constitutional Law of India-I	Lectures	Theory	EA

Below the table, a section titled 'Following are the document(s) selected by you for the submission' contains a table with the following data:

Sr. No.	Document Name
1.	Aadhaar Card

The next section, 'You have entered the following Aadhaar Card details', shows a field for 'Aadhaar Card Number:' which is currently empty.

The final section, 'Following are the Application Fee details', shows 'Application Fee: Rs. 1000'.

At the bottom of the main content area, there are two buttons: 'Back' and 'Confirm'. A yellow arrow points from the bottom of the page towards the 'Confirm' button.

15. Click “**Confirm**”, if everything is found correct; otherwise click “**Back**” and make changes.



e-Savdha Services :

A B C D E F G H I J K L M N O P Q R S T U V W X Y Z



Application for Revaluation

for (Dec - 2018) - FACULTY OF LAW - LL.B. (Prof.) 3Yr - Regular - 80-20 Pattern - No Branch - First Year - Sem I



Open Education Resource



Open Learning



Open Courseware



Aptitude Tests




Career for You

You have successfully completed the Application process, kindly update your payment details.

Dear ROHIT SINGH - BAHADUR SINGH, You have successfully edited your application. Your Application No. is 000000014. Please proceed for payment.

Proceed



16. Click “**Proceed**” to update your payment details.

17. Carefully check **Invoice Details, Description** and corresponding **Amount**.

The screenshot shows a web application interface for 'Guru Jambheshwar University of Science and Technology'. The header includes the university logo, name, address, and user information (ROHIT SINGH - BAHADUR SINGH, User Name: 01BAR000032, PRN: 183022390152). A navigation bar contains 'Savittha Services' and an alphabetical index. A sidebar on the left lists services like 'Open Education Resource', 'Open Learning', 'Open Courseware', 'Appitude Tests', and 'Career for You'. The main content area is titled 'Application for Revaluation' for a specific student and semester. It displays 'Invoice Details' with fields for Invoice Number, Date, and Description. Below this is a table with columns 'Sr. No.', 'Description', and 'Amount'. The table shows one entry for an application fee of 1000.00. Underneath, the 'Invoice Payments' section indicates 'No Payments Made' and offers a 'Pay Online' option. A table of charges for different payment modes is provided, including Net Banking, Credit Cards, and Debit Cards. At the bottom, there are 'Back' and 'Proceed' buttons, with a yellow arrow pointing to the 'Proceed' button.

Invoice Details

Invoice Number : 0000000014
Invoice Date : 7/12/2019 4:32:46 PM
Invoice Description : Application for Revaluation Fee on 12 Jul 2019 for Application No.0000000014 for [Dec - 2018] FACULTY OF LAW - LL.B. (Prof.) 3Yr - Regular - 80-20 Pattern (First Year - Sem I)

Sr. No.	Description	Amount
1.	Application Fee [Rs.500.00 * 2 (No. of applied paper component(s))]	1000.00
Total:		1000.00

Invoice Payments

No Payments Made.

Select Mode of Payment.

* Pay Online

Sr No	Payment Mode	Charges
1.	Net Banking	For all other banks Rs.15 plus applicable taxes HDFC Banks Rs.18 plus applicable taxes
2.	Credit Cards	Master/VISA †.25% charges plus applicable taxes.
3.	Debit Card Charges below Rs.2000/-	0.75 plus applicable taxes.
	Above Rs.2000/-	1% plus applicable taxes

[Back](#) [Proceed](#)

18. Click **“Proceed”**.

Application for Revaluation
for (Dec - 2018) FACULTY OF LAW - LL.B. (Prog.) 2Y - Regular - 80-20 Pattern - No Branch - First Year - Sem I

You will be redirected to Payment Gateway. To Continue Please Click Continue Otherwise Click Cancel.


[Continue](#) [Cancel](#)

Invoice Date: 2019-07-12 4:32:46 PM
Invoice Description: Application for Revaluation Fee on 12 Jul 2019 for Application No.0000000014 for (Dec - 2018) FACULTY OF LAW - LL.B. (Prog.) 2Y - Regular - 80-20 Pattern (First Year - Sem I)

Sr. No.	Description	Amount
1	Application Fee (Rs.500.00 * 2 (No. of applied paper components))	1000.00
Total:		1000.00

19. Click "Continue".

20. Verify payment details and Click "Submit".


UNIVERSAL PAYMENT SYSTEM

Your Order

Payment Order No: 2019071311480593614
Application Name: GURU JAMBHESHWAR UNIVERSITY OF SCIENCE & TECHNOLOGY
Total Amount: ₹ 1,000.00

Select Your Payment Option

[Payment Gateway](#)

Do You agree to pay an amount of ₹ 1,000.00

[Submit](#) [Cancel transaction](#)



UNIVERSAL PAYMENT SYSTEM

Confirm Details

Total Amount
₹ 1,000.00

Payment Option
WorldLine Payment
Gateway

After Clicking "Pay Now" button you will be redirected to WorldLine Payment Services



Pay Now



Payment Details


Merchant DBA Name	GURU JAMBHESHWAR UNIVERSITY OF SCIENCE & TECH	Transaction Amount	INR 1000.00
Order ID	2019071311480593614_58	Reference Number	23406478

SmartCheckout **Credit Card** Debit Card Net Banking

Card Number *

Expiry Date * CVC / CVV / 4DBC *

Month * Year * 

Name on Card *

Email ID Mobile Number

Save for SmartCheckout

21. Click "Pay Now"

22. Carefully enter payment details and click "Pay".



e-Suvidha Services : A B C D E F G H I J K L M N O P Q R S T U V W X Y Z



Open Education Resource

Open Learning

Open Courseware

Aptitude Tests

Career for You

News Ticker

- Your Payment is Successful
- Please click button below to Continue to Download the acknowledge-cum receipt of your application.

Application No - 14
Transaction No - 2019071311480593614
Bank Reference No - 23406475
Transaction Amount - 1000
Transaction Date - 2020-01-07 11:48:05:0
Transaction Status - Completed

Continue



22. Your payment is Successful; Click **“Continue”**.

You have successfully completed your application process.

The screenshot displays the university's website interface. At the top left is the university logo and name: "Guru Jambheshwar University of Science and Technology, Delhi Road, Hissar, Haryana, Pin- 125001, (India)". On the top right, the user is identified as "ROHIT SINGH - BAHADUR SINGH" with a profile picture and the name "Ayrl Lavigne". Below this, the user name and PRN number are shown: "User Name: D16AR00002632, PRN: 183022380152". A "Settings" button is visible. A navigation bar contains "e-Suvidha Services" and an alphabetical index from A to Z. On the left side, there are social media icons for Facebook, LinkedIn, and Twitter, and a red sidebar menu with options: "Open Education Resource", "Open Learning", "Open Courseware", "Aptitude Tests", and "Career for You". Below the menu is a "News Ticker" section. The main content area is titled "Application for Revaluation" for the course "for (Dec - 2018) - FACULTY OF LAW - LL.B. (Prof.) 3yr - Regular - 80-20 Pattern - No Branch - First Year - Sem I". A light blue message box contains the following text: "Dear ROHIT SINGH - BAHADUR SINGH, You have successfully completed your application process. Kindly take note of the following: 1. Your Application No is 0000000014 and the Invoice raised for the payment of application fees is 0000000014. 2. Please click on the below 'Download Application Form cum Payment Receipt' button for download of acknowledgement cum receipt of your application. Kindly take print of the same and preserve it for any future reference." Below the message box is a text input field with the prompt "You are requested to update your latest contact details in your profile." At the bottom of the message box, there are two buttons: "Back" and "Download Application Form cum Payment Receipt". A yellow arrow points to the "Download Application Form cum Payment Receipt" button.

23. Click “Download Application form cum Payment Receipt”



Guru Jambheshwar University of Science and Technology, Hisar
Delhi Road, Hisar, Haryana, Pin- 125001, (India)

FORM FOR RE-EVALUATION OF ANSWER-SCRIPTS

SECURITY BRANC DIARY NO. & DATE**

No : Date : Case Number :
Amount Paid : 500.00 Transaction ID : 20191230110643616317 Date : 30/12/2019

1. Name of Applicant : MANSI 2. Father Name : D S PHOGAT
3. Name of Course : B.Sc.(with Credits)-
Regular-80-20 Pattern-
MEDICAL 4. Year & Session : May-2019
5. Semester : Sem III 6. Roll Number : 183032350054

7. Subject and Paper(s) in which Re-evaluation is applied/desired:

Sr.No.	Paper /Subject/Subject Code	ID#	Answer Book Code	Marks Obtained	Bar Code
1.	Organic Chemistry- II (Functional Group Organic Chemistry)	8687	0976	9	849803

8. Address : CITY: NA,NA,NA,

9. Phone : 7988733136

10. Email ID : DSPHOGATCCSHAU@GMAIL.COM

UNDERTAKING

I (Applicant) solemnly affirm and declare that the above facts are true to the best of my knowledge and belief and I will be responsible for any kind of discrepancy in it. Further the re-evaluation result (Favorable or Not) will be binding upon me and in case of any dispute the decision of the University Authorities will be final.

Date of Receiving: 30/12/2019

Signature of Student

0000000317

24. Keep the acknowledgement copy of Form for Re-evaluation of Answer-Scripts safely in your records for any future reference.

Process Completed !
Thanks