




Steps to download Export to Excel Report

Go to [gjust.digitaluniversity.ac](http://gjust.digitaluniversity.ac) and log-in


gjust.digitaluniversity.ac

 **Guru Jambheshwar University of Science and Technology**  
Delhi Road, Hisar, Haryana, Pin- 125001, (India)

Home • Calender • SiteMap • Contact Us

Change Language ▼ Change Theme ▼

» Course » Results

<b>University</b>		User <input type="text"/>
> Organizational Structure		Password <input type="text"/>
<b>Activities/Services</b>		<input type="button" value="Go"/>
<b>Media</b>		<a href="#">Forgot Password</a>
> Visual Tour	<b>Academics</b>	
		<b>IPR/Publications</b>

**Announcements -**

<b>News and Events</b>	<b>Application Forms</b>
<b>Downloads</b>	<b>Tender / Circulars / Notices</b>

# Steps to Download Export to Excel Report

Course Definition | College Definition | Admissions | Registration | Administration | Messaging | Pre Examination | Examination | Reports | Student Profile | Invoice | Dashboard | Student Facilitation Center |

**Welcome Budha College of Architecture, Karnal !**

You have logged in as College and your last logon was 10/16/2018 1:58:20 PM

## Home

- Course Definition
- College Definition
- Admissions
- Registration
- Administration
- Messaging
- Pre Examination
- Examination
- Reports
- Student Profile
- Invoice
- Dashboard
- Student Facilitation Center

## FAQ and Feedback

Portal Course Definition College Definition Admissions Registration Administration

Set Default Module

- Calender
- Circulars/Notices
- Messaging Inbox
- Alerts & Reminders

Click  
HERE

# Steps to Download Export to Excel Report



The screenshot displays a web application interface with a dark grey header bar containing the text "Admissions |". Below the header is a light grey sidebar menu. The menu is titled "Reports" and contains a single item, "Admissions", which is highlighted with a red rectangular border. A blue arrow points from the left side of the image towards the "Admissions" menu item, with the text "Click HERE" written inside the arrow. The main content area of the application is currently blank.

# Steps to Download Export to Excel Report



The screenshot shows the website header for Guru Jambheshwar University of Science and Technology. The header includes the university logo, name, and address: "Guru Jambheshwar University of Science and Technology, Delhi Road, Hisar, Haryana, Pin- 125001, (India)". Navigation links include Home, My Login, My Settings, Logout, Calendar, Sitemap, and Contact Us. Below the header is a grey navigation bar with "Admissions |". The main content area has a left sidebar with the heading "Admissions" and a list of options: "Export To Excel", "DUPin List", and "eSuvudha Membership Card". The "Export To Excel" option is highlighted with a red rectangular border. A blue arrow points from the left towards this option with the text "Click HERE".

Home • My Login • My Settings • Logout • Calendar • Sitemap • Contact Us

**Guru Jambheshwar University of Science and Technology**  
Delhi Road, Hisar, Haryana, Pin- 125001, (India)

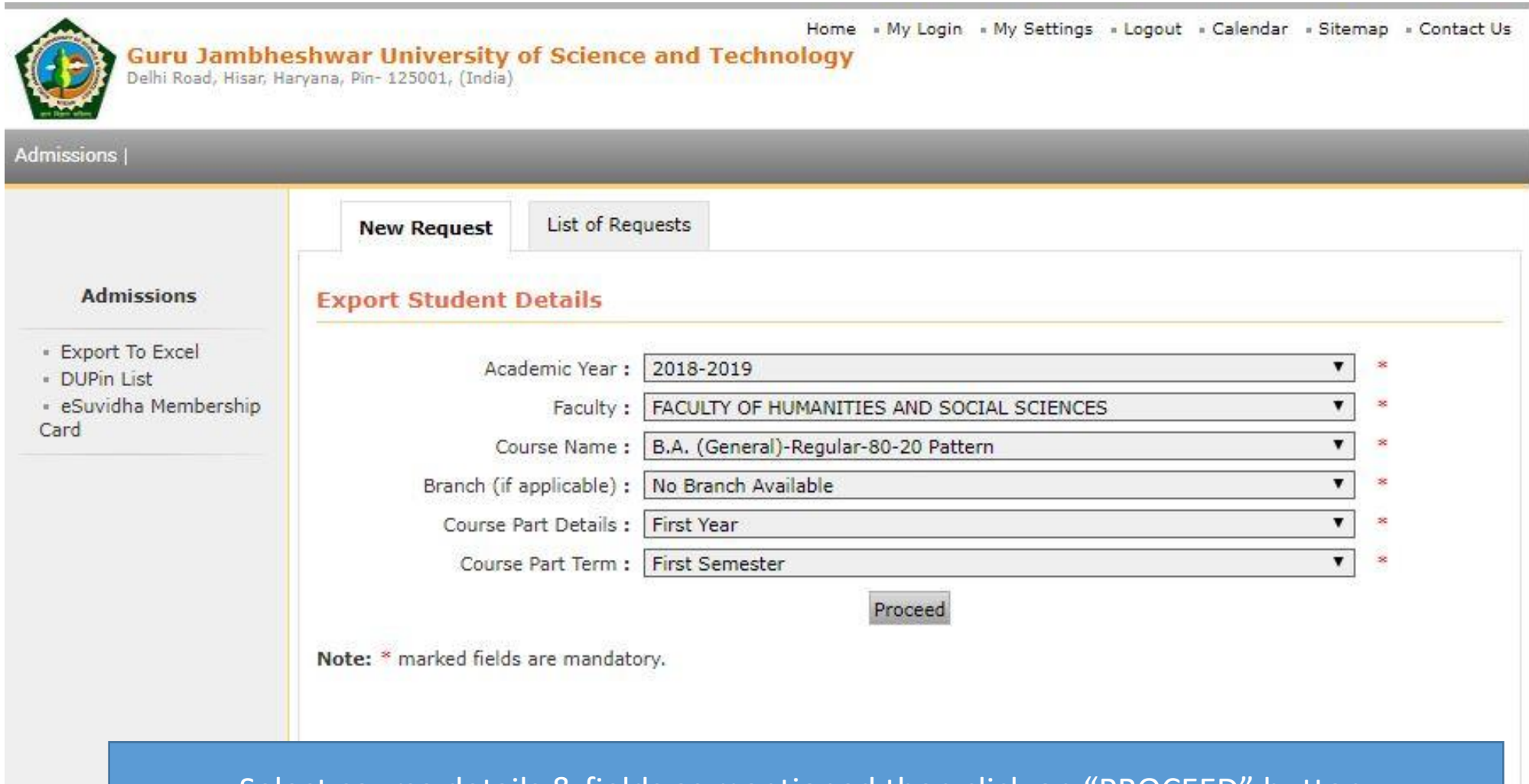
Admissions |

**Admissions**

- Export To Excel
- DUPin List
- eSuvudha Membership Card

Click HERE

# Steps to Download Export to Excel Report



The screenshot shows the website interface for Guru Jambheshwar University of Science and Technology. The header includes the university logo, name, and address (Delhi Road, Hisar, Haryana, Pin- 125001, (India)), along with navigation links: Home, My Login, My Settings, Logout, Calendar, Sitemap, and Contact Us. The main content area is titled 'Admissions' and contains two tabs: 'New Request' (active) and 'List of Requests'. Under 'New Request', there is a section for 'Export Student Details' with several dropdown menus: Academic Year (2018-2019), Faculty (FACULTY OF HUMANITIES AND SOCIAL SCIENCES), Course Name (B.A. (General)-Regular-80-20 Pattern), Branch (if applicable) (No Branch Available), Course Part Details (First Year), and Course Part Term (First Semester). Each dropdown menu has a red asterisk (\*) to its right, indicating it is a mandatory field. A 'Proceed' button is located below the form. A note at the bottom states: 'Note: \* marked fields are mandatory.'

Admissions |

**Guru Jambheshwar University of Science and Technology**  
Delhi Road, Hisar, Haryana, Pin- 125001, (India)

Home • My Login • My Settings • Logout • Calendar • Sitemap • Contact Us

Admissions |

**New Request** List of Requests

**Export Student Details**

Academic Year : 2018-2019 \*

Faculty : FACULTY OF HUMANITIES AND SOCIAL SCIENCES \*

Course Name : B.A. (General)-Regular-80-20 Pattern \*

Branch (if applicable) : No Branch Available \*

Course Part Details : First Year \*

Course Part Term : First Semester \*

Proceed

**Note:** \* marked fields are mandatory.

Select course details & fields as mentioned then click on “PROCEED” button.



# Steps to Download Export to Excel Report

**Admissions**

- Export To Excel
- DUPin List
- eSuvudha Membership Card

**Export Student Details** B.A. (General)-Regular-80-20 Pattern - First Year - First Semester - For Year - 2018-2019

Information Saved Successfully

Report Criteria - Study Center : Government College, Institute : Government College  Select All

<input type="checkbox"/> Admission/Application Form No	<input type="checkbox"/> Admission Date	<input type="checkbox"/> Roll No	<input type="checkbox"/> Class Section/Division
<input checked="" type="checkbox"/> Student's Name	<input type="checkbox"/> Name in Hindi	<input type="checkbox"/> Name as printed on DMC	<input checked="" type="checkbox"/> Father's Name
<input checked="" type="checkbox"/> Mother's Name	<input type="checkbox"/> Date of Birth	<input type="checkbox"/> Birth Place	<input type="checkbox"/> Gender
<input type="checkbox"/> Religion	<input type="checkbox"/> Reservation Category	<input type="checkbox"/> Admitted Under Category	<input type="checkbox"/> Caste
<input type="checkbox"/> Blood Group	<input type="checkbox"/> Correspondance Address	<input type="checkbox"/> City	<input type="checkbox"/> Location Type
<input type="checkbox"/> Tehsil	<input type="checkbox"/> District	<input type="checkbox"/> Pin Code	<input type="checkbox"/> State
<input type="checkbox"/> Country	<input type="checkbox"/> Permanent Address	<input type="checkbox"/> Permanent City	<input type="checkbox"/> Permanent Tehsil
<input type="checkbox"/> Permanent District	<input type="checkbox"/> Permanent Pin Code	<input type="checkbox"/> Permanent State	<input type="checkbox"/> Permanent Country
<input type="checkbox"/> Landline No 1	<input type="checkbox"/> Landline No 2	<input checked="" type="checkbox"/> Mobile Number	<input type="checkbox"/> Email ID
<input type="checkbox"/> Guardian Income	<input type="checkbox"/> Physical Disability	<input type="checkbox"/> Previous Exam State	<input type="checkbox"/> Previous Exam Name
<input type="checkbox"/> Qualification Name	<input type="checkbox"/> Marks Obtained	<input type="checkbox"/> Marks Outof	<input type="checkbox"/> Grade
<input type="checkbox"/> Certificate Number	<input type="checkbox"/> School/College	<input type="checkbox"/> Examination Body of Qual Exam	<input type="checkbox"/> CGPA
<input type="checkbox"/> Board/University Phone	<input type="checkbox"/> Board/University Email ID	<input type="checkbox"/> Board/University Website	<input type="checkbox"/> Eligibility Status
<input type="checkbox"/> Eligibility Form No	<input checked="" type="checkbox"/> Registration/PRN No	<input type="checkbox"/> DuPin	<input type="checkbox"/> Inward
<input type="checkbox"/> Receipt No	<input type="checkbox"/> Receipt Date	<input type="checkbox"/> Receipt Amount	<input type="checkbox"/> College/Institute Name
<input type="checkbox"/> Marital Status	<input type="checkbox"/> Medium of Appearance or Medium of Instruction	<input type="checkbox"/> DD Number/Cheque Number/Challan Number	<input type="checkbox"/> Full Name
<input type="checkbox"/> Correspondence Tehsil	<input type="checkbox"/> Correspondence District	<input type="checkbox"/> Correspondence Pin Code	<input type="checkbox"/> Correspondence State
<input type="checkbox"/> Correspondence Country	<input type="checkbox"/> Course Details	<input type="checkbox"/> College/Institute Code	<input type="checkbox"/> Discrepancy found for Registration
<input type="checkbox"/> Eligibility Processed On	<input type="checkbox"/> Eligibility Processed By	<input type="checkbox"/> Study Center	<input type="checkbox"/> Exam center
<input type="checkbox"/> Batch No	<input type="checkbox"/> Serial No	<input type="checkbox"/> Aadhaar Number	<input type="checkbox"/> Hostel Name
<input type="checkbox"/> SportsDetails	<input checked="" type="checkbox"/> Old Registration/Ref. No	<input type="checkbox"/> 12th Passing Date	<input type="checkbox"/> Passing Date
<input type="checkbox"/> 12th Roll No	<input type="checkbox"/> Photograph	<input type="checkbox"/> Signature	

Paper Code  Paper Name


**Fee Heads not defined for selected academic year 2018-2019**

NOTE: Only selected columns will be displayed in excel sheet.

Select the fields required then click on "Generate File" Button.

# Steps to Download Export to Excel Report

gjust.digitaluniversity.ac/Reports/Admission/rptExportToExcel\_2.aspx?m=26367

 **Guru Jambheshwar University of Science and Technology**  
Delhi Road, Hisar, Haryana, Pin- 125001, (India)

Home | My Login | My Settings | Logout | Calendar | Sitemap | Contact Us

Admissions |

New Request | **List of Requests**

College Code	Course Name - Course Part - Course Part Term	Academic Year	Date & Time of Request	Request Status	Download
310	B.A. (General) - Regular - 80-20 Pattern - First Year First Semester	2018-2019	23 Oct 2018 18:30:43	Processed	<b>Download</b>

**Note:** The requested file will be available for download for 15 days from the date of request.

- Export To Excel
- DUPin List
- eSuvridha Membership Card

1. Click on “List of Request” tab.
2. Your requested file will be available to download.
3. Same report may be used for RR submission.



# Steps to Download Export to Excel Report

	A	B	C	D	E	F	G	H	I	J	K	L	M
1	University: Guru Jambheshwar University of Science and Technology												
2	Course: B.A. (General) - Regular - 80-20 Pattern - First Year First Semester												
3	Course Part: First Year												
4	Course Part Term: First Semester												
5	Institute: Government College [310]												
6													
7	Sr. No.	Regional	Regional	Student's	Father's N	Mother's I	Mobile N	Registrati	Course	Course P	Old Registration/Ref. No		
8	1	-		AARTI	DHARMBII	GUDDI DE	958819245	20180084C	B.A. (Gen	First Sem	183102252039		
9	2	-		AAYUSH S	BASANT K	BIMLA DE	972814342	20180084C	B.A. (Gen	First Sem	183102251117		
10	3	-		ABHISHEK	SURESH KI	SUNITA	816870463	20180084C	B.A. (Gen	First Sem	183102251125		
11	4	-		AJAY	RAJU	MEENA	90342615C	20180084C	B.A. (Gen	First Sem	183102251104		
12	5	-		AJAY	ROSHAN L	BOHTI	805914462	20180084C	B.A. (Gen	First Sem	183102251014		
13	6	-		AJAY	ISHWAR	NEELAM D	972805355	20180084C	B.A. (Gen	First Sem	183102251059		
14	7	-		AJAY KUM	KAMAL SII	SUMAN D	999223003	20180084C	B.A. (Gen	First Sem	183102251029		
15	8	-		AJAY KUM	BABU LAL	KANTA DE	972888576	20180084C	B.A. (Gen	First Sem	183102251030		
16	9	-		AJAY KUM	RAJESH	SUMAN	972848798	20180084C	B.A. (Gen	First Sem	183102251149		
17	10	-		AJAY KUM	KRISHAN I	MEERA DE	870814495	20180084C	B.A. (Gen	First Sem	183102251177		
18	11	-		AJAY KUM	TULSI DAS	ROSHANI	972875943	20180084C	B.A. (Gen	First Sem	183102251193		
19	12	-		AJIT	JAWAHAR	ANITA	86830227C	20180084C	B.A. (Gen	First Sem	183102251187		
20	13	-		AJIT	SANJAY KI	BALA	981200384	20180084C	B.A. (Gen	First Sem	183102251012		
21	14	-		AKASH KU	AZAD SIN	ASHA DEV	905339523	20180084C	B.A. (Gen	First Sem	183102251010		
22	15	-		AKRAM AI	SUBESING	GUDDI	777704354	20180084C	B.A. (Gen	First Sem	183102251129		
23	16	-		AMAN	ARVIND	NIRMLA	967179835	20180084C	B.A. (Gen	First Sem	183102251188		
24	17	-		AMAN KII	SARJIT SINDHANO	D	860701311	20180084C	B.A. (Gen	First Sem	183102251074		

According to your request fields will be available in excel report.

Process Complete.