



Presentation For

Generation of New Password

Password generation

- Once you receive the OTP on your registered mobile number you can proceed for password generation.
- To receive an OTP, send your mobile number alongwith college code & name to dugjust@gmail.com

Go to gjust.digitaluniversity.ac

The screenshot displays the website for Guru Jambheshwar University of Science and Technology. The header includes the university's name and address, along with navigation links for Home, Calendar, SiteMap, and Contact Us. A secondary navigation bar offers options to Change Language and Change Theme. The main content area features a large banner image of a university gate, a navigation menu on the left with categories like University, Activities/Services, and Media, and a login form on the right. The login form contains fields for User ID (c841) and Password (masked with dots), a Go button, and links for Forgot Password, Academics, and IPR/Publication. A blue arrow points to the login form.

gjust.digitaluniversity.ac

Guru Jambheshwar University of Science and Technology
Delhi Road, Hisar, Haryana, Pin- 125001, (India)

Home » Calendar » SiteMap » Contact Us

Change Language ▼ Change Theme ▼

» Course » Results » Presentations

University
» Organizational Structure

Activities/Services

Media
» Visual Tour

User: c841
Password:
Go

Forgot Password

Academics

IPR/Publication

Announcements - Course wise pre-selected papers & action report. N

News and Events More...


Application Forms

USER- Use your Login ID communicated through email.

Password- Use OTP received on your mobile number.

Password Change

gjst.digitaluniversity.ac/default.aspx

 **Guru Jambheshwar University of Science and Technology**
Delhi Road, Hisar, Haryana, Pin- 125001, (India)

Home • Calender • SiteMap • Contact Us

Change Language ▼ Change Theme ▼

» Course » Results » Presentations

University
> Organizational Structure

Activities/Services

Media
> Visual Tour

Academics

IPR/Publications

First Time Password Change

Change Password

Old Password :

New Password :

Re-enter Password :

Mobile Number :

Email ID :

Note: Password maximum length should be 15 characters only.

Old Password- Enter OTP as Old Password


New Password- Enter required new password

Re-enter Password- Enter New password again

Then click on GET OTP Button, you will receive new OTP for confirmation.

Password Change

gjust.digitaluniversity.ac/FirstTimePWDChange.aspx

 **Guru Jambheshwar University of Science and Technology**
Delhi Road, Hisar, Haryana, Pin- 125001, (India)

Home » Calender » SiteMap » Contact Us

Change Language ▼ Change Theme ▼

» Course » Results » Presentations

University
> Organizational Structure

Activities/Services

Media
> Visual Tour

Academics

IPR/Publications

First Time Password Change

Please enter OTP received on your Registered Mobile Number

Change Password

Enter OTP :

Change Password

Note: Enter OTP received on your Registered Mobile Number

Enter New OTP then click on “CHANGE PASSWORD ” button.

Click on save Button to Proceed



Chaudhary Ranbir Singh University

Rohitak Bypass Road, JIND - 126102, Haryana (India)

[Home](#) • [My Login](#) • [My Settings](#) • [Logout](#) • [Calendar](#) • [Sitemap](#) • [Contact Us](#)

[Course Definition](#) | [College Definition](#) | [Admissions](#) | [Registration](#) | [Administration](#) | [Messaging](#) | [Pre-Eligibility System](#) | [eSuvudha](#) | [Pre Examination](#) | [Examination Reports](#) | [Student Profile](#) | [Invoice](#) | [Import Export Data](#) | [Dashboard](#) | [Student Facilitation Center](#) |

My Settings

Home

- [Course Definition](#)
- [College Definition](#)
- [Admissions](#)
- [Registration](#)
- [Administration](#)
- [Messaging](#)
- [Pre-Eligibility System](#)
- [eSuvudha](#)
- [Pre Examination](#)
- [Examination](#)
- [Reports](#)
- [Student Profile](#)
- [Invoice](#)
- [Import Export Data](#)
- [Dashboard](#)
- [Student Facilitation Center](#)

Change Password

Old Password :

New Password :


Re-enter Password :

Note: Password maximum length should be 15 characters only.



Your Password is Changed

gjst.digitaluniversity.ac/FirstTimePWDChange.aspx

 **Guru Jambheshwar University of Science and Technology**
Delhi Road, Hisar, Haryana, Pin- 125001, (India)

Home • Calender • SiteMap • Contact Us

Change Language ▼ Change Theme ▼

» Course » Results » Presentations

University
> Organizational Structure

Activities/Services

Media
> Visual Tour

Academics

IPR/Publications

First Time Password Change


Password changed successfully. Click here to LOGIN

Change Password

Enter OTP :

Change Password

Note: Enter OTP received on your Registered Mobile Number



Your Password is Changed, click on **LOGIN** button to proceed further.



Change Language ▼

Change Theme ▼

» Course » Results » Presentations

University

> Organizational Structure

Activities/Services


Media

> Visual Tour



User:
Password:

[Forgot Password](#)
Academics
IPR/Publication



Announcements - Course wise pre-si

News and Events

- Courses are available for exam form submission and data entries, check your registered mail. [More](#)

Application Forms

Downloads

- Course wise pre-selected papers & action report. [More...](#)
- DU Presentations- [CLICK HERE](#)
- University letter for filling of exam forms [More...](#)

Tender / Circulars / Notices

Enter ID & Password then GO.



Home

- Course Definition
- College Definition
- Admissions
- Registration
- Administration
- Messaging
- Pre Examination
- Examination
- Reports
- Student Profile
- Invoice
- Dashboard
- Student Facilitation Center

Welcome Aakash College of Education !

You have logged in as College and your last logon was 10/17/2018 6:51:25 PM

FAQ and Feedback

A horizontal carousel of six module icons. From left to right: Portal (stack of papers), Course Definition (computer monitor with document), College Definition (classroom with building and document), Admissions (stack of papers), Registration (checkmarks and document), and Administration (document with checkmark). Navigation arrows are on the left and right sides.

Set Default Module

Calender	▼
Circulars/Notices	▼
Messaging Inbox	▼
Alerts & Reminders	▼

Your Account is active.

Thank you !!!

Enjoy DU

